

THE PERFECT TREE



THE PERFECT TREE

Theme: The genealogy of Jesus, emphasizing His divine lineage and God's perfect plan.

Bible Passage: Matthew 1:1-16

Learning Point: Just as we search for the perfect tree at Christmas, God prepared the perfect lineage for Jesus through unexpected characters.

Bible Talk Outline:

I. Introduction

- Begin with a question: "What do you look for in a perfect Christmas tree?" Discuss height, fullness, and symmetry.
- Draw a parallel by mentioning that Jesus's family tree had both expected and unexpected branches, but it was all part of God's perfect plan.

II. Bible Passage: Genealogy of Jesus (Matthew 1:1-16)

- Read or narrate the genealogy of Jesus, emphasizing key figures in His lineage.

III. Object Lesson: The Imperfect Tree

- Have a small imperfect tree or plant.
- Point out the imperfections but also the beauty it holds.
- Read Isaiah 11:1, talking about a shoot coming up from the stump of Jesse (referring to Jesus's lineage).
- Discuss how God's perfect plan was fulfilled through an imperfect lineage, leading to the birth of Jesus.

IV. Application Points

A. Unexpected Characters in God's Plan

- **Rahab:** Highlight her background as a Canaanite and her sinful past, yet she was part of Jesus's lineage. Mention her act of faith in Joshua 2.
- **Ruth:** A Moabite woman who showed loyalty and faithfulness. Discuss Ruth 1:16-17 and her decision to follow the God of Israel.
- **King David:** From a humble shepherd boy (As seen on cover) to King. Although a man after God's own heart, he had his flaws. Reference 2 Samuel 11 for his sin and Psalm 51 for his repentance.
- Conclude by emphasizing that God can use anyone in His plan, no matter their past.



B. The Significance of Lineage

Explain that the people in Jesus family tree were essential not only for its historic and prophetic fulfillment but also to show that Jesus was the Messiah, both man and God.

C. The Perfect Tree in Imperfections

Draw parallels between the imperfect characters in the lineage and the imperfections in a Christmas tree. Just as each branch adds beauty to the tree, each person in Jesus's lineage added to the story of salvation showing God's grace and mercy.

V. Activity: Family Tree

- Provide the children with paper, markers, stickers, etc.
- Allow them to create their own family trees, discussing the significance of each member and their role in the family. As they do, remind them of the unexpected characters in Jesus's family tree.

VI. Joining Jesus' Family

- Explain that while we've talked about Jesus's earthly family tree, He also invites us to be part of His spiritual family.
- Read John 1:12, "But to all who did receive Him, to those who believed in His name, He gave the right to become children of God."
- Discuss how by accepting Jesus and believing in Him, we are adopted into the family of God.

VII. Conclusion

- Summarize the main points: the significance of Jesus's genealogy, the role of unexpected characters, the understanding that God's perfect plan often includes unexpected people, and the beautiful invitation to be part of Jesus's family.
- Encourage the children to see their unique place in God's story and to remember that they too can be part of His grand design by accepting Jesus's invitation.



STORY: THE PERFECT FAMILY TREE

Many years ago, in Bethlehem, there was a very special family. This wasn't just any family; it was the family where Jesus would be born. And this family had a story that went way, way back.

It began with a man named Abraham. God made a big promise to Abraham. God said he would have a huge family, and they would be blessed. Over time, this family grew, and some amazing people were part of it.

There was King David, a young shepherd boy who became a great king. He loved God with all his heart. And guess what? God promised David that one of his descendants would be a special King who would reign forever. That was a promise about Jesus!

But Jesus' family wasn't just kings. There were unexpected people too. Rahab, lived in Jericho, a city that would be destroyed. But because she trusted God, she became part of Jesus' family tree.

Then there was Ruth, who came from a different land but chose to follow God. She was kind and became the great-grandmother of King David.

Jesus's family tree had all kinds of people. Some were royal, but most were regular people. Some had impressive stories, and others had humble beginnings. But each person was chosen by God for a reason.

And then, at the perfect time, in a little town called Bethlehem, from this special family, Jesus was born. The one God had promised was finally here.

But here's the really exciting part for us. Jesus wants us to be part of His family! It doesn't matter where we come from or what our story is. Jesus invites us into God's family, making every one of us special in His eyes.

When we think of families, branches, and deep roots, it's important to remember Jesus' family tree and that we can all be part of God's family through Him.

Watch the story video at: <https://youtu.be/7OZEzz47QsY>



DRAMA SCRIPT: THE PERFECT TREE

Setting: A Christmas tree farm (Character A is looking at all the big trees, while Character B is looking at a small tree that isn't perfect.)

Character A: I want a big, perfect tree! One that everyone will say is the best!

Character B: (smiling, looking at an imperfect tree) You know, sometimes strength and beauty come from unexpected roots.

Character A: What do you mean?

Character B: Well, in Jesus's family, there were people who were not perfect.

Like Rahab, she was from an enemy city and had done lots of bad things in her past. But she was brave and helped God's people.

Yes, and then there's Ruth. She was a Moabite, an outsider. But her loyalty and faith brought her into God's people. She became the great-grandmother of King David!

Character A: And speaking of King David, he made some mistakes, right?

Character B: Absolutely. While he was a man after God's own heart, David made some really bad mistakes. But he said sorry to God and God forgave him.

Character A: So, even though they weren't perfect, they were still part of Jesus's family?

Character B: Exactly! They might have made mistakes, but God had special plans for each of them. The roots of Jesus's family tree is made of diverse, unexpected, and imperfect individuals, but they all played a role in God's perfect plan.

Character A: It makes me see this tree in a new light. Maybe it's not about finding a flawless tree, but one that reminds us of God's love for imperfect people.

Character B: That's right! Even though we're not perfect, Jesus came to save us and bring us into God's family. That's the real message of Christmas!

(Together, they lovingly prepare the tree to take home.)

The End.



SMALL GROUP GAMES

GAME: BAUBLE QUEST

Objective: To help children recall the names of people from Matthew 1 and recognize their significance in Jesus' lineage.

Instructions:

1. Prepare several baubles, each labelled with the name of a person from Matthew 1 and a paper tree for each team.
2. Hide the baubles around the room or playing area.
3. When the game starts, each team must search for the baubles and bring them back, one at a time and glue it onto their tree.
4. The game ends when all the baubles have been found.

Discuss the significance of each name mentioned and how they fit into Jesus' family tree.

GAME: FESTIVE DECORATION DASH

Objective: To decorate a tree

Instructions:

1. Prepare several sets of Christmas decorations, ensuring there's a set for each team.
2. Set up small Christmas trees or tree outlines at one end of the room or play area.
3. On the start signal, one member from each team rushes to decorate the tree with one decoration.
4. The member then returns and the next teammate repeats.
5. The game continues until one team has decorated their tree with all their decorations.

After the game, discuss the joy and anticipation felt during the Christmas season as we remember Jesus' birth.

GAME: PERFECT TREE Pictionary

Objective: To reinforce that while we strive for perfection, God looks at the heart and not just appearances.

Instructions:

1. Prepare cards with images or words related to Christmas (e.g., tree, star, angel, gifts, etc.).
2. Divide the children into teams.
3. Take turns, with one child from each team picking a card and then blindfolded, attempting to draw the image or word on a board.
4. Their team has a time limit to guess what they're drawing.
5. The team with the most correct guesses at the end wins.

Discuss how Jesus' family tree didn't look perfect but was part of God's perfect plan.



MEMORY VERSE:

"But to all who did receive Him, to those who believed in His name, He gave the right to become children of God." - John 1:12

CHRISTMAS TREE JIGSAW DICE CHALLENGE

Objective: Teach children John 1:12 by letting them assemble a Christmas tree-shaped jigsaw puzzle.

Materials:

- A tree-shaped jigsaw puzzle with phrases.
- A standard 6-sided dice.


Instructions:

1. Divide the children into teams (or keep them as one group if it's a small gathering).
2. On their turn, a team rolls the dice. If they roll a number corresponding to a jigsaw piece they haven't collected yet, they pick up that piece. If they roll a number they already have or another team has, they skip their turn.
3. Continue taking turns rolling the dice and collecting pieces.
4. Once a team has collected all the jigsaw pieces, they should assemble the tree and read the verse aloud.

After the activity, discuss the importance of both receiving Jesus and believing in Him. Remind the kids how the verse connects to the Christmas story and Jesus being a gift to all of us. Like the puzzle, we each have a unique part in God's story, and together we form a beautiful picture of God's love.



MEMORY VERSE TREE JIGSAW



MEMORY VERSE CARDS



"But to all who did receive Him, to those who believed in His name, He gave the right to become children of God." - John 1:12



"But to all who did receive Him, to those who believed in His name, He gave the right to become children of God." - John 1:12



"But to all who did receive Him, to those who believed in His name, He gave the right to become children of God." - John 1:12



"But to all who did receive Him, to those who believed in His name, He gave the right to become children of God." - John 1:12



"But to all who did receive Him, to those who believed in His name, He gave the right to become children of God." - John 1:12



"But to all who did receive Him, to those who believed in His name, He gave the right to become children of God." - John 1:12



"But to all who did receive Him, to those who believed in His name, He gave the right to become children of God." - John 1:12



"But to all who did receive Him, to those who believed in His name, He gave the right to become children of God." - John 1:12



JESUS' FAMILY TREE WORD SEARCH

| | | | | | | | | |
|---|---|---|---|---|---|---|---|---|
| R | J | N | O | M | O | L | O | S |
| K | J | A | B | B | Q | R | W | X |
| M | E | H | C | Y | A | T | D | D |
| A | S | T | D | O | J | H | I | P |
| H | S | U | T | E | B | V | A | Q |
| A | E | R | S | M | A | T | R | R |
| R | L | U | M | D | K | C | N | T |
| B | S | H | P | E | S | O | J | Z |
| A | I | S | A | A | C | M | F | N |

ABRAHAM
DAVID
ISAAC
JACOB
JESSE

JESUS
JOSEPH
RAHAB
RUTH
SOLOMON




FILL IN THE MISSING LETTERS

Below are names from Jesus' family tree. Some letters are missing. Can you fill in the blanks?


1. A_rah_m (Matthew 1:2)
2. I_aac (Matthew 1:2)
3. J_c_b (Matthew 1:2)
4. J_d_h (Matthew 1:2)
5. Boa_ (Matthew 1:5)
6. _esse (Matthew 1:5)
7. D_v_d (Matthew 1:6)
8. _olo_on (Matthew 1:6)
9. Jo_iah (Matthew 1:10)
10. Jo_e_h (Matthew 1:16)










MY FAMILY TREE



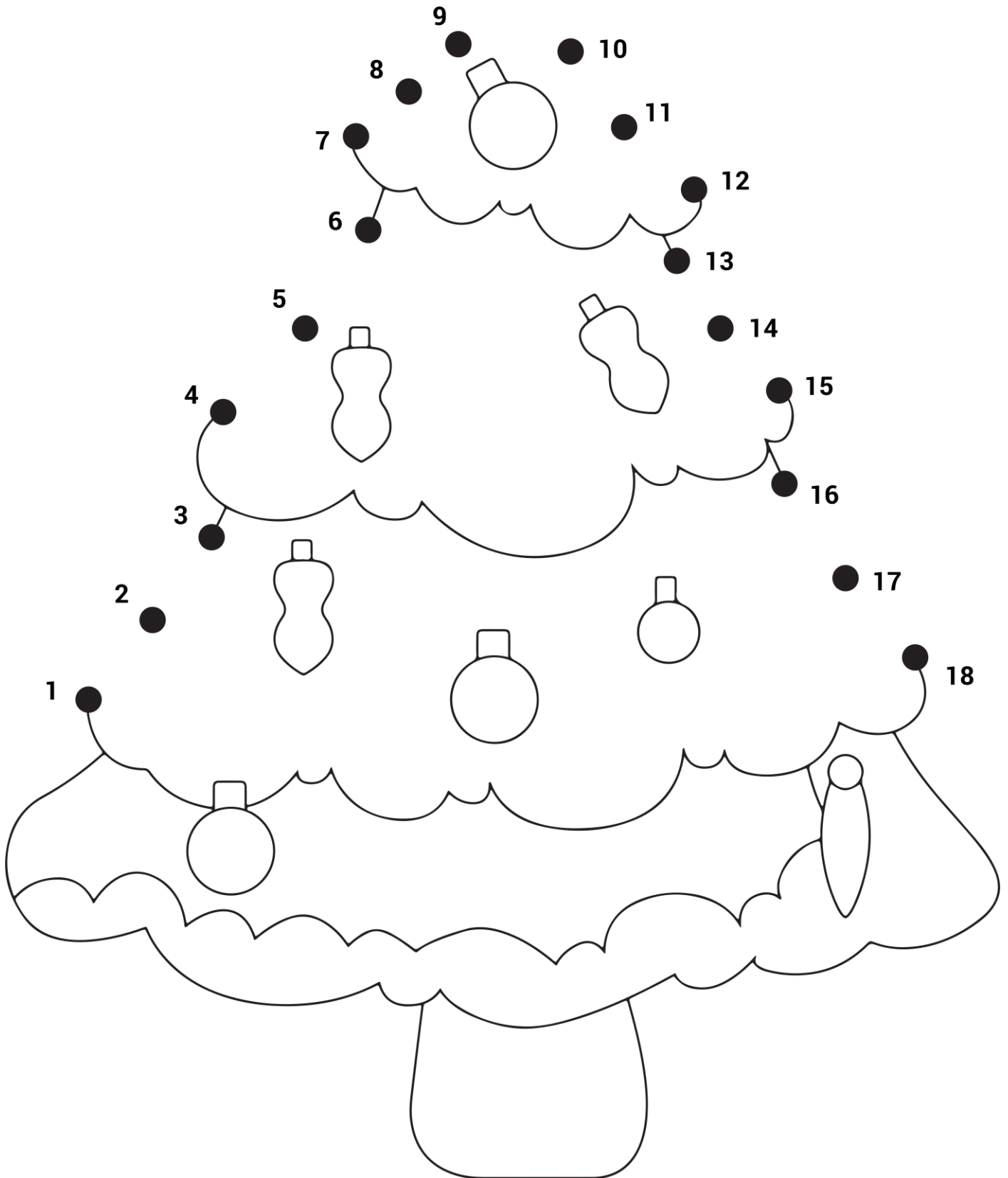
TREE SYMMETRY



MATCH THE TREES.



JOIN THE DOTS AND COLOUR.



THE PERFECT TREE





CRAFT - JOHN 1:12 TREE MEMORY VERSE

In this craft, children will make a colorful Christmas tree while learning the memorable verse from John 1:12, reflecting on the powerful message that through Christ, we are given the right to become children of God.

What you need:

- Template page on card or paper
- Colouring equipment (crayons, coloured pencils, markers, etc.)
- Scissors
- Glue

What to do:

1. Color the template.
2. Cut out the verse strips.
3. Arrange and glue the strips in order to form a tree shape on another paper.



Video: <https://youtu.be/sy4kWhpz26Q>

CRAFT – HANDPRINT FAMILY TREE

In this craft, children will create their own family tree using handprints, connecting them to Jesus's lineage in Matthew 1.

What you need:

- Template page on card or paper
- Colouring equipment (crayons, coloured pencils, markers, etc.)
- Scissors
- Glue



What to do:

1. Using the child's hand and part of their arm, trace onto the paper to create the trunk and branches of the tree.
2. Colour the traced hand and arm brown to form the tree trunk.
3. Cut out a tree top shape from another piece of paper. Colour it green and glue it above the trunk.
4. Cut out small paper baubles.
5. On each bauble, write names from Matthew 1 or, for a personal touch, children can write names of their own family members.
6. Glue the baubles onto the tree.



Video: <https://youtu.be/cPmy7I4cCRs>





John 1:12







But to all

who did receive Him,

to those who believed in His name,


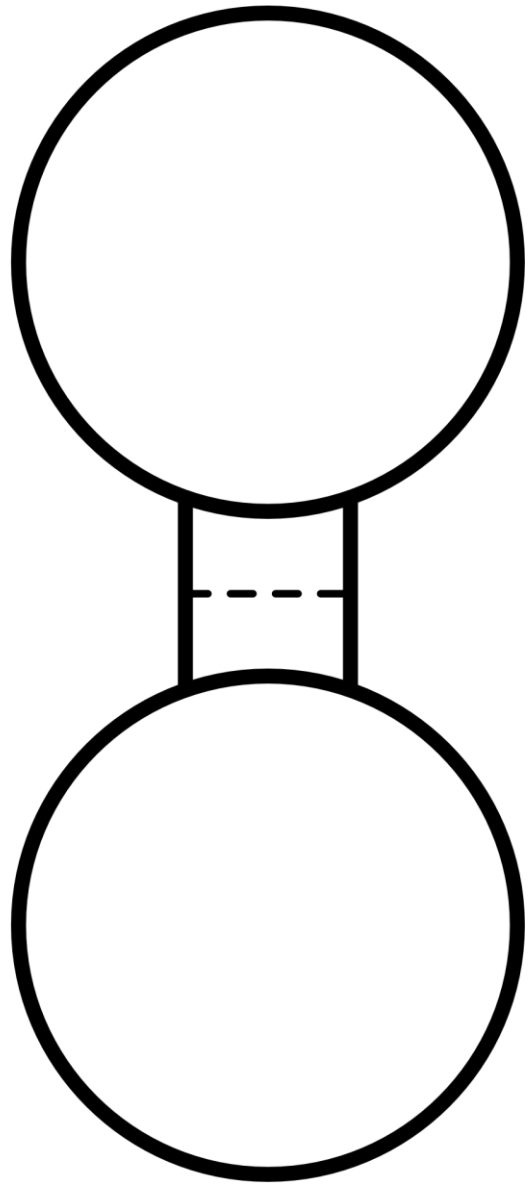
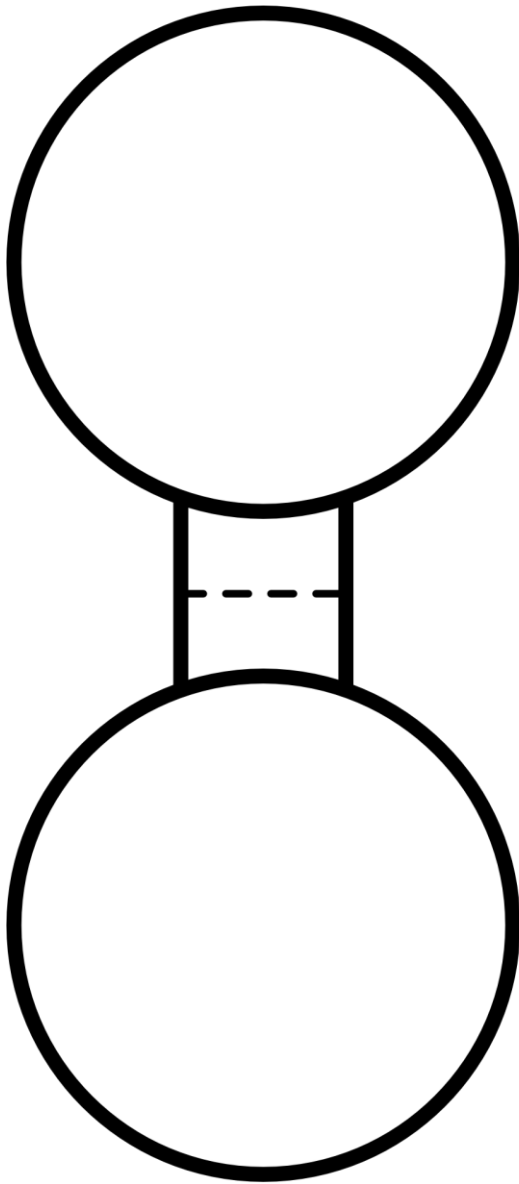
He gave the right to become children of God.”





CRAFT – VERSE BAUBLES

Step 1: Cut out the bauble shapes. **Step 2:** Fold each bauble in half. **Step 3:** Colour and decorate the outside of your bauble any way you like. **Step 4:** Take a piece of string and tie it through the fold at the top, so you can hang your bauble. **Step 5:** Open your bauble and write a special memory verse on the inside.



CLOSING PRAYER

Dear God, Thank You for learning about Jesus and His family tree. Even when they weren't perfect, You loved them and give them a chance to be in Your family. Thank You for loving us too and letting us be in Your family when we put our trust in You. In Jesus' name, Amen.

SONGS

Recommended worship songs. Not produced by Trueway Kids. YouTube Videos to be used for personal use only.

GOD'S GREAT FAMILY (action song)

<https://youtu.be/ZCXABVeG1-I>

FATHER ABRAHAM LYRIC & DANCE VIDEO | Kids on the Move

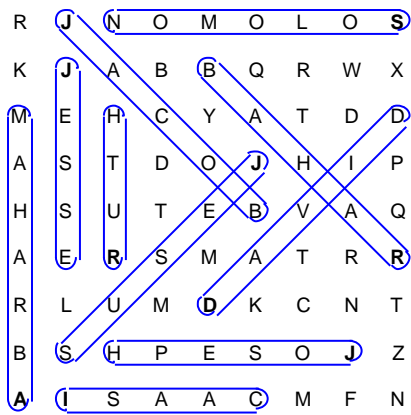
<https://youtu.be/ASXowiv3FAc>

We Are a Family | Jack Hartmann

<https://youtu.be/foptl0BeXnY>



Answers



Missing letters

1. Abraham (Matthew 1:2)
2. Isaac (Matthew 1:2)
3. Jacob (Matthew 1:2)
4. Judah (Matthew 1:2)
5. Boaz (Matthew 1:5)
6. Jesse (Matthew 1:5)
7. David (Matthew 1:6)
8. Solomon (Matthew 1:6)
9. Josiah (Matthew 1:10)
10. Joseph (Matthew 1:16)

